




Hvad sker der på EU-fronten af relevans for den danske energisparesektor

Claus Bugge Garn



From policy discussion to regulations

1st. year of the new Commission has been used on securing alignment on overall goals:

- Carbon Neutrality in 2050
- 55% reduction in climate gasses by 2030

creating overall policies/strategies/actions plans

- EU Green Deal
- EU Industrial strategy
- Circular Economy Action Plan
- Sustainable Chemicals Strategy
- Renovation Wave

and securing funding for COVID recovery

- 750 Billion € recovery fund on top of EU Budget of 1100 Billion €



From policy discussion to regulations


Focus for 2021-2024:

- updating regulations needed in order to fulfill the overall goals (Fit for 55 package)
- securing income to the EU Commission to payback the 750 Billion €.



EU Regulatory Initiatives 2021 covering Energy Efficiency

1. Energy Performance of Buildings Directive (Q4 2021)
2. Energy Efficiency Directive (Q2 2021)
3. Energy taxation Directive (Q2 2021)
4. Emission Trading Scheme (Q2 2021)
5. Industrial Emission Directive (Q4 2021)
6. Combined Transport Directive (Q2 2021)
7. Eurovignette Directive (on-going)
9. Green Public Procurement (Q2)
10. EU Taxonomy Regulation (Q2)



Buildings waste 270 billion EURO a year

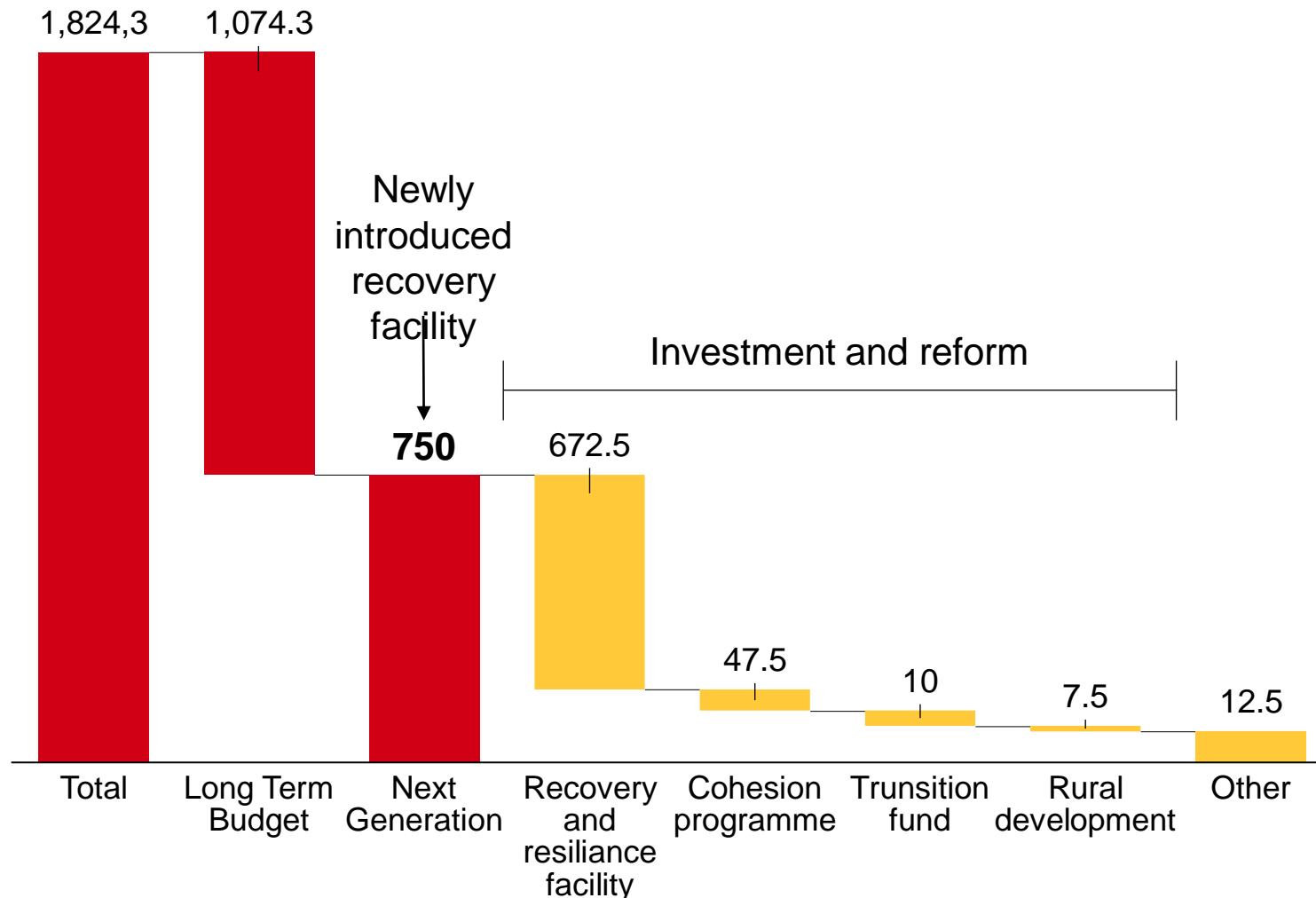
Can Energy Ministers fix it? Yes they can!

- At current energy prices Europe is wasting 270 billion EURO a year through a lack of basic energy efficiency measures in buildings, such as roof and wall insulation;
- This is the equivalent of giving every single EU citizen a tax rebate of 640 EURO a year;
- Can we fix it? Yes we can!



COVID-19 recovery funding

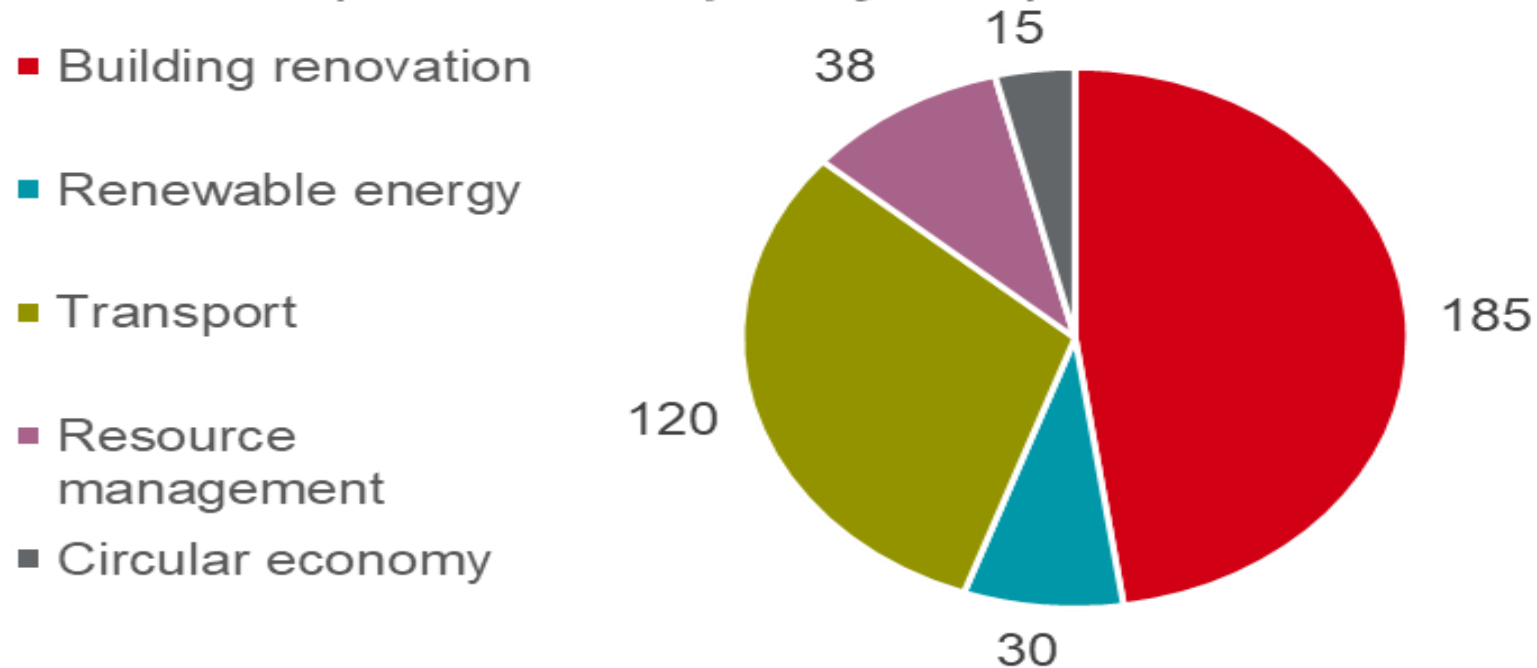
Bn Euro; 2021-2027



- EU budget increased by over 66% to €1,824.3bn
- The new “Next Generation EU” of €750bn will be borrowed from the financial markets (repaid between 2028/2058)
- €672.5bn will be available for recovery investments and reform in green and digital transition in the period 2021-2023, €312.5bn in the form of grants
- 30% of the total budget reserved for green investments; European Green Deal as pillar of the recovery strategy
- 37% of the recovery facility budget reserved for green investments
- Including a “massive” renovation wave targeting a doubling of the current renovation rate

COVID-19 recovery funding

EU Commission estimates of
green transformation investment
gaps
(EUR bn, per year)



COVID-19 recovery funding

“Next Generation EU should invest in lighthouse European projects with the biggest impact: hydrogen, renovation and 1 million electric charging points.

Our buildings generate 40% of our emissions. They need to become less wasteful, less expensive and more sustainable.

And we know that the construction sector can even be turned from a carbon source into a carbon sink, if organic building materials like wood and smart technologies like AI are applied. I want NextGenerationEU to kickstart a European renovation wave and make our Union a leader in the circular economy.”



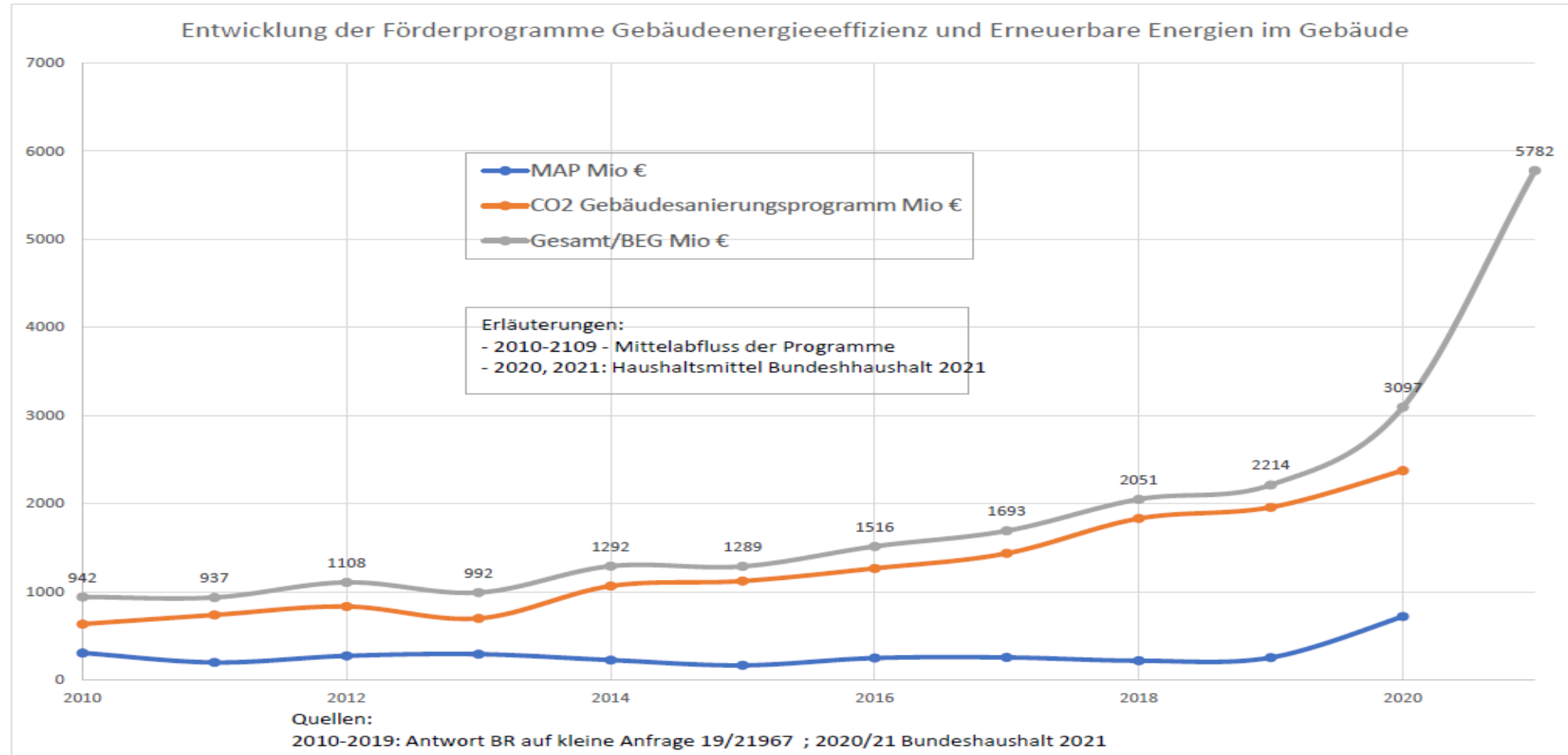
COVID-19 recovery funding

- Share of grants calculated based upon GDP and impact of COVID-19
- 70% of grants shall be committed in 2021-22 and remaining 30% shall be fully committed by end of 2023
- MS must prepare recovery plans to access the money
- Plans must meet Commission requirements (in preparation)
- Plans can be submitted from mid-October and final plans must be ready April 2021
- Denmark will receive 11,6 billion Kr. in grants
- As example, Italy has announced that they intent to use 218 billion kr. (29 billion €) for building renovation during the coming 3 years.
- The similarr support scheme in Denmark is 0,2 billion kr per year

The table below is based on European Council conclusions from July 2020.
Recovery and Resilience Facility – grants

	70% allocation (2021-2022 commitment)	p.m. 30% allocation - illustrative* (2023 commitment)	TOTAL EUR bn (Grants allocation)
Austria	2.082	913	2.995
Belgium	3.402	1.746	5.148
Bulgaria	4.326	1.655	5.981
Croatia	4.322	1.628	5.950
Cyprus	764	204	968
Czechia	3.301	3.444	6.745
Denmark	1.216	338	1.554
Estonia	709	308	1.017
Finland	1.550	782	2.332
France	22.699	14.695	37.394
Germany	15.203	7.514	22.717
Greece	12.612	3.631	16.243
Hungary	4.330	1.927	6.257
Ireland	853	420	1.273
Italy	44.724	20.732	65.456
Latvia	1.531	342	1.873
Lithuania	1.952	480	2.432
Luxembourg	72	21	93
Malta	160	44	204
Netherlands	3.667	1.905	5.572
Poland	18.917	4.143	23.060
Portugal	9.107	4.066	13.173
Romania	9.529	4.271	13.800
Slovenia	1.195	363	1.558
Slovakia	4.333	1.502	5.835
Spain	43.480	15.688	59.168
Sweden	2.716	985	3.701
EU27	218.752	93747	312.499

German example



Thank you